

# DARAY®



## **X350LED**

### **MOBILE MEDICAL EXAMINATION LIGHT OPERATING MANUAL**

QAM.X350LED.1109.1



# DARAY®

1. GENERAL DESCRIPTION	4
2. SPECIFICATION Serial number Product identification	5
3. OPERATION	6
4. MAINTENANCE	8
5. FUSE REPLACEMENT	9
6. SPARE PARTS	10
RETURNS POLICY	11
WARRANTY	12
WARRANTY REGISTRATION	13

Tel: 0844 375 9000 Fax: 0333 321 0973  
email: [info@daray.co.uk](mailto:info@daray.co.uk) url: [www.daray.com](http://www.daray.com)

# 1. GENERAL DESCRIPTION

DARAY's X350LED is a cost-effective mobile medical examination light utilising LED technology.

The mobile base contains a transformer to convert the mains electrical input to a safe, low voltage which is fed to the light-head. The base is very stable and manoeuvrable, and is fitted with 2 locking and 2 free castors; it will fit underneath most couches, tables and chairs.

The X350LED light-head swivels through 320° on a flexible arm on top of a telescopic up-stand, allowing the light-patch to be directed wherever it is required for examination.

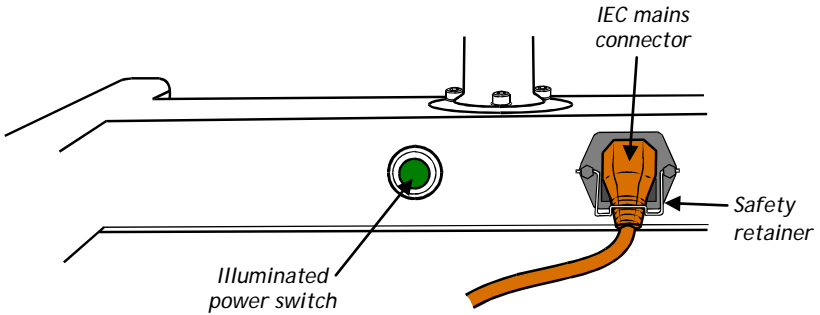
DARAY's BioProtect anti-microbial coating is applied to the light-head and the handle. All other surfaces are smooth to aid cleaning and sterilisation.

## 2. SPECIFICATION

Light intensity	0 - 68,000 lux @.5m ±5% 0 - 17,000 lux @1m ±5%
Power consumption	15W
Colour temperature	>4,200K ±5% (neutral white light)
Input voltage	230V, 50 Hz mains, Class 1, double fused
Light-head range of vertical movement above floor	750 mm to 1750 mm
Head rotation	320°
Colour	RAL 9016 white
Mass	12 kg

The product serial number and identifying labels are located next to the mains inlet on the rear of the mobile base.

### 3. OPERATION



Position the light by moving it using the handle provided on the main stand.

The front castors on the base have brakes which can be used to help keep the base from moving whilst the light-head position is adjusted.

Unwrap the flex from the cable holders

Plug the IEC connector into the base ensuring the metal safety retainer is fitted over the top of the IEC plug connector.

Once connected to the mains, switch the illuminated power switch ON and the green indicator will be illuminated. If the indicator does not illuminate, check the power supply and then check the fuses located in the IEC socket on the mobile base (see *section 5. FUSE REPLACEMENT*) and also in the mains plug. Further fault investigation should only be carried out by a qualified electrician.

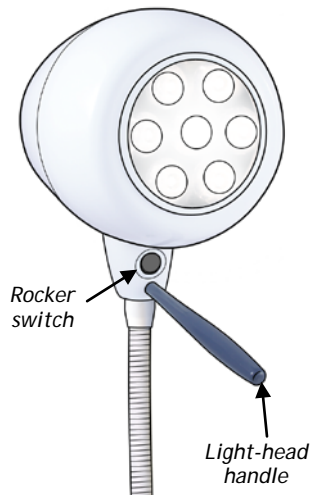
#### Turning the light ON/OFF and adjusting the intensity

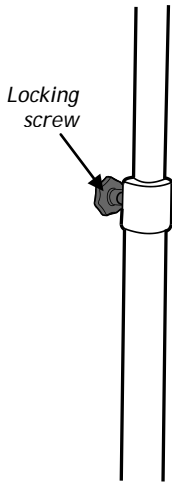
There is a rocker switch on the light-head near the handle. This is a momentary type switch and does not latch.

- Press the switch once to turn the light ON
- Press and hold to decrease intensity
- Press and hold to increase intensity
- Press the switch once again to turn the light OFF

**Note:** If mains power is removed by either unplugging or turning off at the base, the intensity will be reset to its brightest setting when the light is powered on again.

The light-head can be rotated on the flexible arm which itself can be bent almost double so the light patch may be directed at will.





The telescopic extension is released for raising and lowering, and locked by the locking screw at the rear of the up-stand.

Use the light-head handle to position the light-patch to where it is required. In the interests of cross-infection control, avoid touching any other part of the light.

The light-handle is coated with BioProtect®.

## 4. MAINTENANCE

**WARNING: Do not use strong chemical cleaning agents to sterilise the light.  
Do not use any abrasive materials to clean the light.  
The light is not waterproof, so do not use excessive cleaning fluid amounts.**

1. Suitably protect hands.
2. Clean the lens by carefully use of a microfibre cloth or other non-abrasive optical lens cleaning material.

**Warning: Scratching or marking the lens surface can dramatically affect the optical performance of the light and is not covered by the warranty.**

**Note: The following instructions refer to all surfaces of the light but excluding the lens surface.**

3. Wipe the light using lint-free cloth - pay special attention to the switch area.
4. Apply to all surfaces a 1% solution of sodium hypochlorite using a soft cloth.
5. Within 10 minutes, remove the chemical from all surfaces using a damp, soft cloth. The chemical will cause corrosion of metal parts, if it is not thoroughly removed.
6. Apply isopropanol to the surfaces - this is an alcohol-based fluid which evaporates without leaving any residue and can be obtained as an impregnated-cloth applicator.



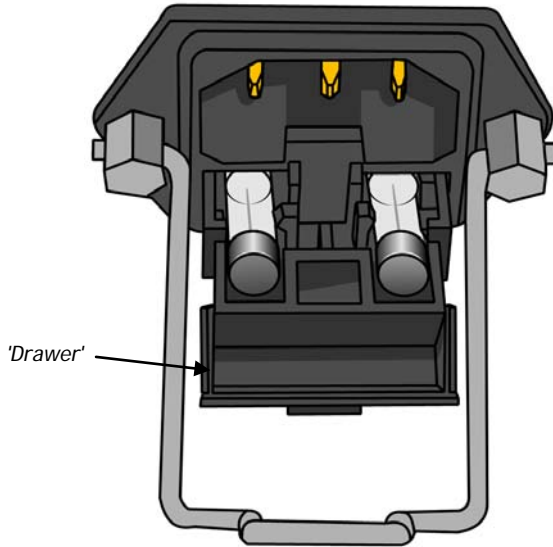
*Reorder: DRK4080 Microfibre cloth*

## 5. FUSE REPLACEMENT

**CAUTION:** fuses normally blow for a reason. Investigate likely faults before changing fuses.

**CAUTION:** isolate the unit from the mains before accessing the fuses.

Both the live and neutral mains inputs are fused. The fuses are contained in a holder which is part of the IEC inlet mounted on the rear panel of the mobile base.



Unplug and remove IEC cable. Using a flat-bladed screwdriver, or similar, pull forward the 'drawer' containing the fuses. Hinge down the front of the holder. Lift the fuses by pushing them through the holes below.

Refit new fuses (D10496) and reverse the removal sequence, ensuring the 'drawer' is pushed fully home.

## 6. SPARE PARTS

**CAUTION:** Use only genuine 'DARAY' replacement lamps as other types may seriously impair the optical performance of the product.

ITEM NO	PART NAME	TYPE	PART NO
1	Fuse	1A 20mm	D10873
2	Microfibre cloth	5 pack	DRK4080

PLEASE REFER ANY PROBLEMS INITIALLY TO YOUR DISTRIBUTOR.

DARAY Customer Services on +44 (0) 844 375 9000

Or email [technical@daray.co.uk](mailto:technical@daray.co.uk) for help with any problems the distributor cannot solve.

## Returns Policy

**IMPORTANT!**  
Before returning your item, you must call us on 0844 375 9000

We want you to be completely satisfied with your purchase. If you need to return goods purchased from DARAY Ltd, please read the following information carefully.

The DARAY Ltd returns policy provides guidance on when you can return goods we have supplied, and what you can expect from us once you do. To see our detailed returns policy and procedure visit [www.daray.co.uk/returns](http://www.daray.co.uk/returns)

TYPE OF RETURN	REMEDY
<b>DAMAGED GOODS OR DOA*</b> Goods which are physically damaged on delivery, or which do not function.	We must be notified within 24 hours of receipt.
<b>GOODS DEVELOPING A FAULT</b> Goods which have developed a fault within the warranty period.	Within 14 days of delivery we will replace the item as DOA*. If the fault develops after 14 days, but within the warranty period, we will initiate the returns procedure.
<b>NON WARRANTY</b> Goods which have developed a fault outside the warranty period.	If a fault develops outside the warranty period, we will initiate the returns procedure.
<b>OTHER</b> Any situation which is not covered by the above.	We will try to help, but we cannot normally offer a refund.

\*DOA - dead on arrival

For additional clarification, please refer to our terms and conditions at [www.daray.co.uk/terms](http://www.daray.co.uk/terms).

In a small number of cases, we may determine that a replacement would not work any better than the original product we supplied. In such cases we will only offer a refund rather than a replacement for qualifying returns.

Replacement bulbs are not eligible for returns, unless they are faulty or damaged.

Spare parts ordered on our website or from supplied part codes are not eligible for credit. We will accept returns and exchange for the correct item.

If you purchase an item incorrectly you can return it within 14 days and it can be exchanged for another product of equal or high value, excluding transportation charges incurred.

If you send us goods that do not qualify for return, you will invalidate your claim to any refund, and you will be obliged to compensate DARAY Ltd for the cost of return postage and any other reasonable costs incurred processing the goods.

Your statutory rights are not affected.

# WARRANTY

## TERMS AND CONDITIONS OF WARRANTY

1. To qualify for this warranty you must register on [www.daray.co.uk](http://www.daray.co.uk) or return to Daray Ltd (Daray) the duly completed warranty-registration form accompanying the product.
2. Daray warrants this product (excluding lamp) against faulty material and workmanship during the period of the warranty. The period of warranty is the period stated on your warranty card and commences on the date of purchase of the product. In the event that the product is not in good working order Daray will provide, during the warranty period, a free repair service within the United Kingdom. The warranty is subject to proof of purchase being provided; therefore, you should retain your original receipt.
  - 2.1 The repair service consists of the provision of spare parts and/or replacement products (at Daray's discretion) which will be provided on an exchange basis and will either be new, equivalent to new or reconditioned. All replaced spare parts and products shall become the property of Daray.
  - 2.2 Daray's only obligation under this warranty is the provision of the service as set out above.
  - 2.3 All products are returned to Daray at the customer's cost and risk. Products to be returned should be adequately packed. For the address to send returns to please visit [www.daray.co.uk](http://www.daray.co.uk)
3. Daray's arrangements for providing service provided under this warranty may include the use of sub-contractors.
4. This warranty does not cover damage or defects in the Product caused by or resulting from:
  - Wilful neglect or negligence by anyone other than Daray;
  - Improper use, storage or handling of the product;
  - Use of non-Daray approved parts (such as replacement lamps) not compatible with the Product;
  - Fire, accident or disaster;
  - Use of non-Daray modifications other than in accordance with Daray's instructions;Attachment of fittings and accessories not approved by Daray;  
Repairs, modifications carried out by service personnel not approved by Daray;
  - Damage caused by chemical corrosion from cleaning agents not approved by Daray.
  - Failure to use or install the product in accordance with the manufacturer's instructions.
5. Nothing in this warranty shall have the effect of restricting or excluding the liability of Daray in respect of:
  - a) Death and personal injury caused by the negligence of Daray, or for fraud;
  - b) Under the *Consumer Protection Act 1987* to a person who has suffered damage caused by a defective product or to a dependant or relative of such a person;
  - c) Direct damage to your property caused by the proven negligence of Daray.
6. This agreement does not give any rights other than those expressly set out above and in particular, Daray will not be responsible for any loss of income, profits or contracts or any direct or indirect consequential loss, damage caused to or suffered by the purchaser as a direct result of this agreement.
7. This warranty is offered (subject to these terms and conditions) in addition to, and does not affect your statutory rights.
8. Daray may disclose your details and other personal information to companies within the Daray group including any subsidiary company or sub contractor of Daray for the purposes of performing our obligations hereunder.
9. You must not resell outside the UK any products supplied by Daray and covered by the *Export of Goods (Control) Order 1992* (or any law that replaces it) without obtaining all necessary licences. You also agree not to sell the product in the UK if you know or think that the person buying the product intends to export it without getting the necessary licences. You agree to impose similar conditions to these on anyone you sell the product to.
10. These conditions shall in all respect be governed and construed in accordance with English law and

the exclusive jurisdiction of the English courts.

# DARAY<sup>®</sup>

WARRANTY REGISTRATION  
TO VALIDATE YOUR WARRANTY  
PLEASE COMPLETE IN BLOCK CAPITALS  
AND RETURN IN A WINDOWED DL ENVELOPE  
TO OUR FREEPOST ADDRESS

**ALTERNATIVELY REGISTER ONLINE AT [WWW.DARAY.COM](http://WWW.DARAY.COM)**



## 3 YEAR AFTERCARE PLAN

NAME:
COMPANY:
EMAIL:
PHONE:
FAX:

ADDRESS:
----------

PURCHASED FROM:
-----------------

DATE OF PURCHASE:
-------------------

Freepost Plus RRAS-YGXE-SLBC  
Daray Ltd  
Marquis Drive  
SWADLINCOTE  
DE12 6EJ

Occasionally DARAY would like to send you information about our special offers and promotions. If you do not wish to receive such information, please tick here:

Privacy statement: DARAY will not pass on your details to any third party.

PRODUCT:
SERIAL No:





Marquis Drive · Moira · Derbyshire · DE12 6EJ  
Tel: 0844 375 9000 · Fax: 0333 321 0973  
email: [info@daray.co.uk](mailto:info@daray.co.uk) · url: [www.daray.co.uk](http://www.daray.co.uk)