

DARAY®



X210LED

**MEDICAL EXAMINATION LIGHT
INSTALLATION AND
OPERATING MANUAL
FOR WALL, RAIL AND DESK
MOUNTED MODELS**

GAM.X210LED.0210.1

DARAY®

| | |
|--------------------------|----|
| 1. GENERAL DESCRIPTION | 4 |
| 2. SPECIFICATION | 4 |
| Serial Number | 4 |
| 3. INSTALLATION/ASSEMBLY | 5 |
| Wall Mounting | 5 |
| Rail Mounting | 5 |
| Desk Mounting | 6 |
| 4. OPERATION | 6 |
| 5. MAINTENANCE | 7 |
| 6. SPARE PARTS | 7 |
| RETURNS POLICY | 8 |
| WARRANTY | 9 |
| WARRANTY REGISTRATION | 10 |

Tel: 0844 375 9000 - Fax: 0333 321 0973
info@daray.co.uk - www.daray.co.uk

DARAY Ltd make every effort to ensure that the information in this document is correct and accurate, however, we cannot be held responsible for errors and omissions. DARAY Ltd reserves the right to alter specifications and to add and withdraw products without notice.

1. GENERAL DESCRIPTION

DARAY's X210LED is a state-of-the art, cost-effective examination light for use during medical or veterinary consultation and diagnosis. The light uses the latest LED technology to give an intense light at the ideal colour temperature for accurate medical diagnosis (without the need for secondary filtering) with virtually no heat. Wall, rail and desk mountings are available.

The X210LED features a high output-intensity which is variable via an electronic dimmer control. This control also acts as an on/off switch. The light operates from a safe low voltage produced by a built-in mains transformer, and has a swivelling and flexible arm and a rotating head to allow accurate and stable positioning of the light-patch.

All painted surfaces of the X210LED contain DARAY BioProtect™, an antimicrobial protection against bacteria such as MRSA.

The light comprises 4 parts: light-head, flexible arm, power-supply module, and mounting.

The flexible arm allows the light-patch to be placed accurately and stably where it is needed. The arm is covered with a PVC sleeve to prevent contamination and allowing easy cleaning.

The power-supply module contains an electronic transformer to provide a low voltage to power the light from a mains input. The module also acts as a strong point from which the light is mounted.

The integral back-plate wall mounting provides a simple method of fixing the light to the wall. When mounted, no fixings are visible. The power-supply module can be wall-mounted with chased-in cabling fed into the rear, or by a side-mounted IEC inlet and a flex with moulded plugs.

The rail-mount version features a clamp to fasten the light to a medical-equipment rail which can be supplied in 1m lengths.

The desk-mounted version contains a simple clamp to fasten the light to a desk or table, without scratching the surface.

All versions are delivered in special-to-type packaging which identifies on the ends of the box the type and serial number of the light within.

2. SPECIFICATION

| | |
|---------------------------|-------------|
| Light output at 0.5 metre | 32,000 lux |
| Light output at 1 metre | 8,000 lux |
| Power consumption | 8.2 W |
| Colour temperature | 4,200 K |
| Luminous flux | 400 lm |
| CRI | Ra93, R9=88 |

| | |
|----------------------|----------------|
| Flexible arm reach | 700mm |
| Base of arm rotation | ± 90° |
| Head rotation | ± 150° |
| Colour | RAL 9016 white |
| Input voltage | 230V, 50 Hz |

The product serial number and identifying labels are located on the base of the arm.

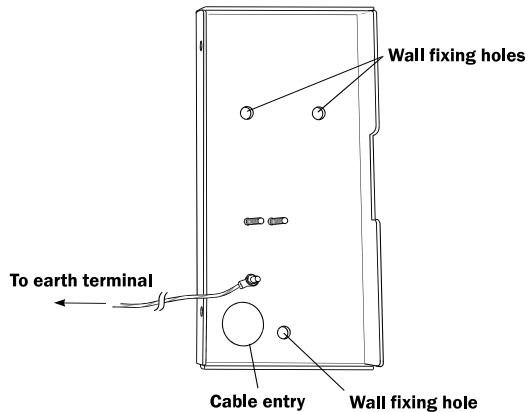
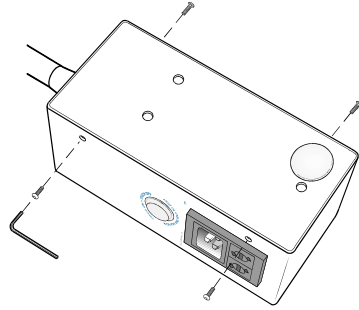
3. INSTALLATION

Wall Mounting

For flush mounting (chased-in cables), refer to the electrician's wiring supplement supplied with Electrician's Kit DRK4064

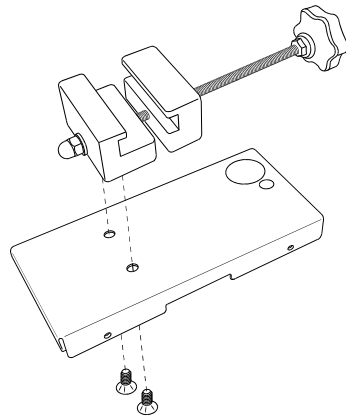
CAUTION: This product must be earthed.

- Remove the 4 cover screws with the hex wrench provided
- Release the earth bond from the back-plate by removing the nut and shake-proof washer
- Using the back-plate as a template, mark its position on the wall, bearing in mind the final position of the light-head
- Fix the bracket to the wall
- Whilst supporting the weight of the power supply module and light, replace the earth bond to the back-plate with the shake-proof washer and nut
- Fit the power supply module to the wall bracket with the 4 cover screws
- Connect the IEC flex to the socket on the side of the power supply module
- Plug the IEC flex into a 13A mains socket and check for correct operation



Rail mounting

- Hold the rail against the selected location on the wall, bearing in mind the final position and range of travel of the light-head required to project its light patch where it will be needed.
- Ensuring the rail is horizontal; mark the positions for the 2 screw holes.
- Fix the rail to the wall, using appropriate plugs as necessary and the 2 screws provided.



NOTE: Slide the screw-head cap retainers the correct way up onto the screws before fitting the screws

- Fit the screw-head caps.
- Ensure the rail end caps are properly fitted.
- Screw the rail mount clamp to the rear of the power supply module with the screws supplied
- Slacken sufficiently the light clamp to allow the clamp to pass over the rail and fit the light to the rail.
- The light can be moved along the rail by slackening the clamp slightly and not sufficiently to allow the light to become detached from the rail.

Desk Mounting

- Screw the desk mount clamp to the rear of the power supply module with the screws supplied
- Slacken the clamp so that its jaws just clear the desk edge
- Tighten the clamp sufficiently to provide a rigid mounting for the light

4. OPERATION

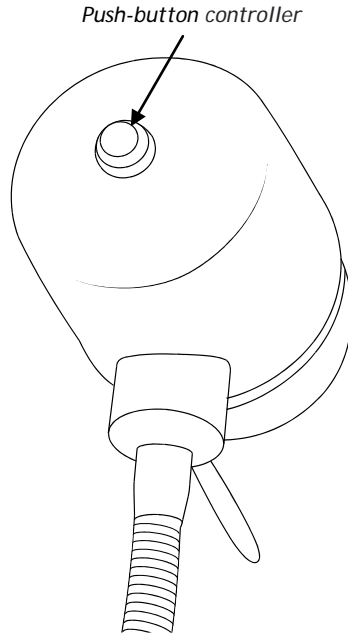
The light-head swivels on its mounting flexible arm, and the arm itself also swivels where it fits into its mounting, allowing the light patch to be placed where you want it.

Press the push-button on the rear of the lamp to turn the light on. Press and hold to adjust the intensity. Press the push-button again to turn the light off. Pressing the push-button again will turn the light at the last set intensity.

If the light is disconnected from the mains and reconnected the light's intensity is reset to its brightest setting.

Note: Unplug the power supply if the light is not going to be used for extended periods.

The light-head swivels on its mounting flexible arm, and the arm itself also swivels where it is mounted onto the power-supply module. This rotation and the flexible arm itself allow the light patch to be placed where you want it.



5. MAINTENANCE

The light should be dusted with a soft flannel cloth, and the front cover gently cleaned with an alcohol-based liquid, and wiped dry.

NO ABRASIVE CLEANING MATERIALS SHOULD BE USED TO CLEAN ANY PART OF THE LIGHT.

The rail should be dusted to avoid any build up between it and the light clamp.

6. SPARE PARTS

| ITEM NO | PART NAME | TYPE | PART NO |
|---------|------------------|---------------|---------|
| 1 | Fuse element | 1A 20mm | D10873 |
| 2 | Medical rail | | XRAIL |
| 3 | Desk stand | Weighted base | PIVOTS |
| 4 | Desk mount clamp | | PIVOTD |

PLEASE REFER ANY PROBLEMS INITIALLY TO YOUR DISTRIBUTOR.

DARAY Customer Services on +44 (0) 844 375 9000
Or email technical@daray.co.uk for help with any problems the distributor cannot solve.

Returns Policy

IMPORTANT!

Before returning your item, you must call us on 0844 375 9000

We want you to be completely satisfied with your purchase. If you need to return goods purchased from DARAY Ltd, please read the following information carefully.

The DARAY Ltd returns policy provides guidance on when you can return goods we have supplied, and what you can expect from us once you do. To see our detailed returns policy and procedure visit www.daray.co.uk/returns

| TYPE OF RETURN | REMEDY |
|---|--|
| DAMAGED GOODS OR DOA* Goods which are physically damaged on delivery, or which do not function. | We must be notified within 24 hours of receipt. |
| GOODS DEVELOPING A FAULT Goods which have developed a fault within the warranty period. | Within 14 days of delivery we will replace the item as DOA*. If the fault develops after 14 days, but within the warranty period, we will initiate the returns procedure. |
| NON WARRANTY Goods which have developed a fault outside the warranty period. | If a fault develops outside the warranty period, we will initiate the returns procedure. |
| OTHER Any situation which is not covered by the above. | We will try to help, but we cannot normally offer a refund. |

*DOA - dead on arrival

For additional clarification, please refer to our terms and conditions at www.daray.co.uk/terms.

In a small number of cases, we may determine that a replacement would not work any better than the original product we supplied. In such cases we will only offer a refund rather than a replacement for qualifying returns.

Replacement bulbs are not eligible for returns, unless they are faulty or damaged.

Spare parts ordered on our website or from supplied part codes are not be eligible for credit. We will accept returns and exchange for the correct item.

If you purchase an item incorrectly you can return it within 14 days and it can be exchanged for another product of equal or high value, excluding transportation charges incurred.

If you send us goods that do not qualify for return, you will invalidate your claim to any refund, and you will be obliged to compensate DARAY Ltd for the cost of return postage and any other reasonable costs incurred processing the goods.

Your statutory rights are not affected.

WARRANTY

TERMS AND CONDITIONS OF WARRANTY

1. To qualify for this warranty you must register on www.daray.co.uk or return to DARAY Ltd (DARAY) the duly completed warranty-registration form accompanying the product.
2. DARAY warrants this product (excluding lamp) against faulty material and workmanship during the period of the warranty. The period of warranty is the period stated on your warranty card and commences on the date of purchase of the product. In the event that the product is not in good working order DARAY will provide, during the warranty period, a free repair service within the United Kingdom. The warranty is subject to proof of purchase being provided; therefore, you should retain your original receipt.
 - 2.1 The repair service consists of the provision of spare parts and/or replacement products (at DARAY's discretion) which will be provided on an exchange basis and will either be new, equivalent to new or reconditioned. All replaced spare parts and products shall become the property of DARAY.
 - 2.2 DARAY's only obligation under this warranty is the provision of the service as set out above.
 - 2.3 All products are returned to DARAY at the customer's cost and risk. Products to be returned should be adequately packed. For the address to send returns to please visit www.daray.co.uk
3. DARAY's arrangements for providing service provided under this warranty may include the use of sub-contractors.
4. This warranty does not cover damage or defects in the Product caused by or resulting from:
 - Wilful neglect or negligence by anyone other than DARAY;
 - Improper use, storage or handling of the product;
 - Use of non-DARAY approved parts (such as replacement lamps) not compatible with the Product;
 - Fire, accident or disaster;
 - Use of non-DARAY modifications other than in accordance with DARAY's instructions;Attachment of fittings and accessories not approved by DARAY;
Repairs, modifications carried out by service personnel not approved by DARAY:
 - Damage caused by chemical corrosion from cleaning agents not approved by DARAY.
 - Failure to use or install the product in accordance with the manufacturer's instructions.
5. Nothing in this warranty shall have the effect of restricting or excluding the liability of DARAY in respect of:
 - a) Death and personal injury caused by the negligence of DARAY, or for fraud;
 - b) Under the *Consumer Protection Act 1987* to a person who has suffered damage caused by a defective product or to a dependant or relative of such a person;
 - c) Direct damage to your property caused by the proven negligence of DARAY.
6. This agreement does not give any rights other than those expressly set out above and in particular, DARAY will not be responsible for any loss of income, profits or contracts or any direct or indirect consequential loss, damage caused to or suffered by the purchaser as a direct result of this agreement.
7. This warranty is offered (subject to these terms and conditions) in addition to, and does not affect your statutory rights.
8. DARAY may disclose your details and other personal information to companies within the DARAY group including any subsidiary company or sub contractor of DARAY for the purposes of performing our obligations hereunder.
9. You must not resell outside the UK any products supplied by DARAY and covered by the *Export of Goods (Control) Order 1992* (or any law that replaces it) with out obtaining all necessary licences. You also agree not to sell the product in the UK if you know or think that the person buying the product intends to export it without getting the necessary licences. You agree to impose similar conditions to these on anyone you sell the product to.
10. These conditions shall in all respect be governed and construed in accordance with English law and the exclusive jurisdiction of the English courts.

DARAY[®]

WARRANTY REGISTRATION
TO VALIDATE YOUR WARRANTY
PLEASE COMPLETE IN BLOCK CAPITALS
AND RETURN IN A WINDOWED DL ENVELOPE
TO OUR FREEPOST ADDRESS

ALTERNATIVELY REGISTER ONLINE AT WWW.DARAY.COM



3 YEAR AFTERCARE PLAN

| |
|----------|
| NAME: |
| COMPANY: |
| EMAIL: |
| PHONE: |
| FAX: |

| |
|----------|
| ADDRESS: |
|----------|

| |
|-----------------|
| PURCHASED FROM: |
|-----------------|

| |
|-------------------|
| DATE OF PURCHASE: |
|-------------------|

Freepost Plus RRAS-YGXE-SLBC
Daray Ltd
Marquis Drive
SWADLINCOTE
DE12 6EJ

Occasionally DARAY would like to send you information about our special offers and promotions. If you do not wish to receive such information, please tick here:

Privacy statement: DARAY will not pass on your details to any third party.

| |
|------------|
| PRODUCT: |
| SERIAL No: |

Marquis Drive · Moira · Derbyshire · DE12 6EJ
Tel: 0844 375 9000 · Fax: 0333 321 0973
email: info@daray.co.uk · url: www.daray.co.uk