

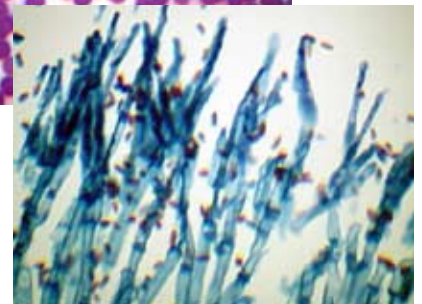
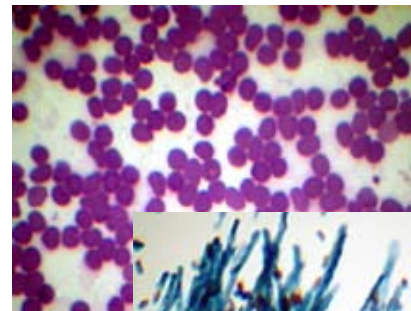
VISION 600

INTELLIGENT MAGNIFICATION



DARAY **VetZ™** Vision 600
LCD-display digital
biological microscope
embraces innovative
design concepts

Ensuring high resolution
imaging and offering a cost-effective
means of diagnosis in veterinary
surgeries and hospitals.



*Images captured with the Vision 600
Top: Blood smear @100x
Bottom: Penicillium @100x*

- Focus adjusting hand-wheel
- 3.0 MegaPixel camera
- 8.0" TFT LCD screen
- 10x wide visual field optical lens
- Camera/video function display
- Built-in 8Mb MMC/SD memory card
- Stored image playback - 4x digital zoom
- Composite video and USB output
- Video record and playback function
- Multi-function LED light-source
- Twin optical lens
(30°, 45° or 360° rotatable)

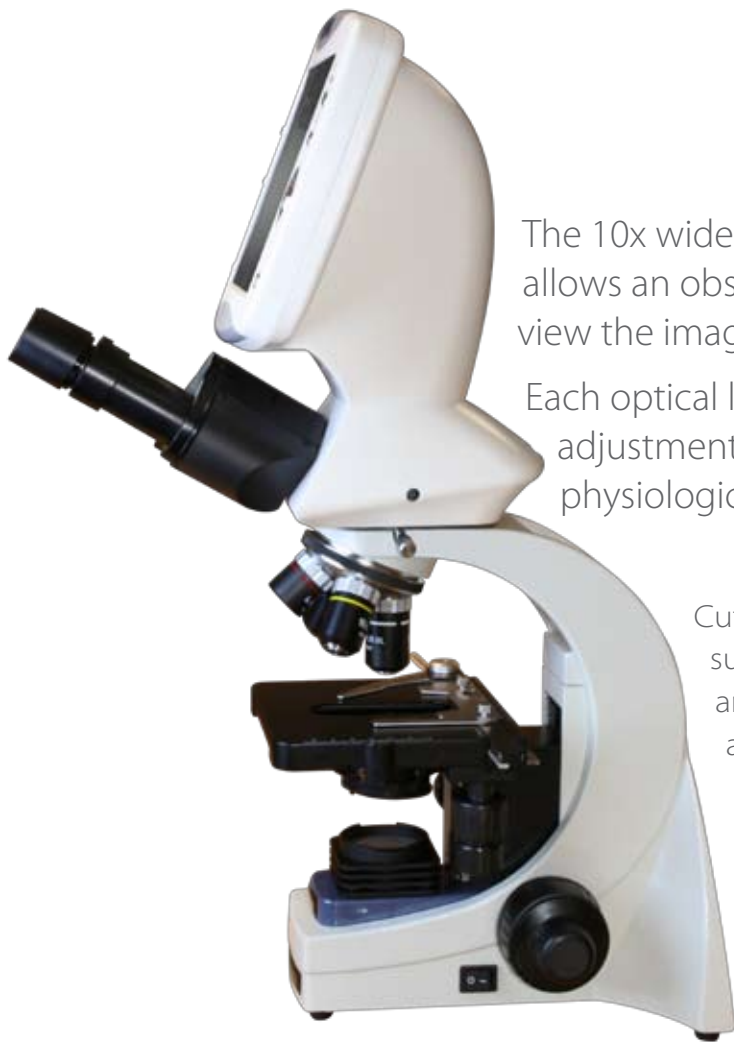
ABOUT DARAY

DARAY have been established in the medical, dental and veterinary markets since 1968 building exceptional and durable products. We shall continue to innovate; aiming to excel in our endeavours to deliver reliable solutions.

DARAY®

0800 804 8384

TM
N
et
V



The 10x wide visual field optical lens allows an observer wearing glasses to view the images with ease.

Each optical lens has visual degree adjustment to compensate for the physiological parallax of the two eyes.

Cutting edge technologies, such as multiple plated film, anti-astigmatism, chromatic aberration correction and anti-mildew, are applied to all optical components.

The Vision 600 microscope is ideal for use in veterinary diagnosis, as well as research in the fields of biology, bacteriology, histology, pharmaceutical chemistry, clinical experiments and teaching in laboratories or schools.

Accessories



VNRM01
Natural reflecting mirror



VCD01
Contrasting unit



VPL01
Polarized light unit



VADF01
Advanced dark field condenser



VSDF01
Simple dark field slide

PRODUCTS AVAILABLE

VISION 600	8.0" LCD-display digital microscope
------------	-------------------------------------

Options/accessories

VNRM01	Natural reflecting mirror
VPL01	Polarized light unit
VSDF01	Simple dark field slide
VADF01	Advanced dark field condenser
VCD01	Contrasting unit

SPECIFICATIONS

Ocular lens	Aperture	WF10x/18		WF16x/11		E-Scale	Working distance	
		Magnification	Visual field	Magnification	Visual field		Achromatic objective lens	Flat fielding objective lens
4x	0.1	40x	4.5mm	64x	2.75mm	108x	25.6mm	15.2mm
10x	0.25	100x	1.8mm	160x	1.1mm	270x	6.7mm	6.5mm
40x	0.65	400x	0.45mm	640x	0.275mm	1080x	0.45mm	0.52mm
100x	1.25	1000x	0.18mm	1600x	0.11mm	2700x	0.35mm	0.2mm



DARAY[®]
HEALTHCARE PRODUCTS



FM98457

Tel: +44(0)870 777 2664 Fax: +44(0)870 777 2665 info@daray.co.uk www.daray.co.uk